

Ocean Ergo VIP

Ocean Ergo Dual VIP



**MODULAR PERSONAL CARE SOLUTIONS
FOR COMPLEX NEEDS**

ERGONOMIC DESIGN | SAFETY | INDEPENDENCE



Yes, you can.®

AQUATEC®

Meet the Ocean Ergo VIP and Ocean Ergo Dual VIP

Modular tilt in space models to suit a wide range of individuals and their postural needs.



Ocean VIP Ergo

▲ -5° - 40° seat tilt angle

Ocean Dual VIP Ergo

▲ -5° - 40° seat tilt angle with an additional backrest recline of 5° - 35°

Modular personal care solutions

for those with more complex seating and positioning needs


The Aquatec Ocean Ergo VIP and Ocean Ergo Dual VIP are modular tilt in space shower chair commodes designed to suit a wide range of individuals and their postural needs. Both models benefit from a -5° to 40° seat tilt angle, whilst the Ocean Dual VIP has an additional backrest recline of 5° to 35° for those with more complex seating and positioning requirements.

Highly customisable

As with all Ocean Ergo models, the VIP and Dual VIP can be tailored to each individual by making some simple adjustments or by adding some easy to fit, off the shelf accessories. Furthermore, their ergonomic design ensures ease of use for the carer whilst providing optimum safety and comfort to the user.

NEW Contoured, ergonomic seat

- ▶ Based on the imprints people leave behind when seated to ensure a more upright and stable seating position.
- ▶ Seat is tilted to lift the knees into the natural squat position for toileting.
- ▶ Transfer supports at the front to allow the user to position themselves into a comfortable position for toileting and showering.



NEW Ergonomic tilt

- ▶ The new pivot and slide mechanism means that during tilt, the chair now moves downwards and forwards which keeps the user's centre of gravity close to that of the chair. This makes the tilt operation lighter and more intuitive for the carer, creates a smoother and more comfortable experience for the user and has reduced the overall footprint of the product without affecting its stability.



Yes, you can.®

Features

-5° to 40°

1 Extremely stable

- ▶ Enhanced stability for additional safety and reassurance

2 Ergonomic tilt

- ▶ Ergonomic tilt with weight shifting abilities

3 Innovative ergonomic seat

- ▶ Contoured, ergonomic seat plate encourages a more upright seating position for enhanced independence and comfort

4 Smaller footprint

- ▶ Optimised wheel base makes it easier to manoeuvre in small spaces

Other features



▲ Stainless steel corrosion free frame.



▲ Extremely stable even at maximum tilt.



▲ Machine washable tension adjustable backrest.



▲ Armrest height, footrest height and seat height can be easily adjusted.




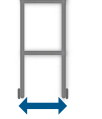
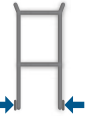





5° - 35°

▲ 5° - 35° Backrest Recline
Ergo Dual VIP Only



Yes, you can.®

Tech Specs

	 Seat height	 Seat depth	 Total width	 Total depth	 Tilt Angle Seat	 Tilt Angle Backrest	 Max. user weight	 Unit weight
Ocean Ergo VIP	475 - 600mm	480 x 480mm	565mm	1000mm	-5° - 40°		150kg	23.5kg
Ocean Ergo Dual VIP	475 - 600mm	480 x 480mm	565mm	1000mm	-5° - 40°	5° - 35°	150kg	28.3kg

Accessories

Seating and backrests



Standard soft seat
With key shaped cut out.



Soft seat insert
Can be used with or without the soft seat when commode function is not required.



Small soft seat
With small, oval opening for smaller and young adults.



Small soft seat insert
Can be used with the small soft seat when the commode function is not required.



Ergonomic soft seat
Extra soft, textured surface for pelvic stability.



Variable soft seat
Hygiene cut out can be positioned in all 4 directions.



Universal soft seat
Comfortable, closed seat surface.



XL back
Increases the width between the armrests by 80mm. Can be retrofitted to standard Ocean Ergo models.



Solid plastic backrest
Offers a stable upright position and is easy to clean.



Wider XL armrests
Increases the distance between the armrests by 40 mm on each side.



Soft backrest cushion
For additional stability and comfort. Will also benefit smaller users and young adults.



Comfort backrest
For additional comfort and easy cleaning.

Toileting



Splash guard **NEW DESIGN**

Clips on easily for use with the standard plastic seat, standard soft seat and small soft seat.



Toilet pan **NEW DESIGN**

- Ergonomic handle allows carer to remove pan from holder easily
- Scale inside the pan
- Lid holder when lid is not required.

Safety



Safety bar

For additional safety and reassurance.



Safety belts **Ocean Ergo**

For safe positioning. Individually adjustable, high load capacity and easy to assemble. Machine washable.



Armrest lock

Locks armrest into the lower or higher position.



Front and rear anti-tippers

For additional safety.

Positioning



Lateral supports

For safe positioning. Width and height adjustable – also for small users and young adults.



Headrest holder

Safe and comfortable with various adjustment positions (pad not included).



Ergonomic headrest/neckrest

Offers exceptional management of the head position. Neckrest shown.



Calf support with foot support

Padded, both height and angle adjustable with additional foot support.



Calf and amputee support

Padded, both height and angle adjustable. For use with the standard plastic seat, standard soft seat and small soft seat.



Yes, you can.®



FOR FURTHER INFORMATION:

New Zealand: Freephone 0800 468 222, email sales@invacare.co.nz or visit www.invacare.co.nz
Australia: Freephone 1800 460 460, email orders@invacare.com.au or visit www.invacare.com.au
Asia: Phone +61 2 8839 5330, email anzexportsales@invacare.com or visit www.invacare.com
Thailand: Phone +66 0 2821 5515 or visit www.invacare.co.th

