

# Ultra Low Maxx Clinical Guide



**TDX**<sup>®</sup>

ULTRALow maxx  
By Motion Concepts



Design. Technology. Performance.



Making Life's  
Experiences Possible

Yes, you can.<sup>®</sup>

The established benchmark  
for powered seating positioning ▼

# The perfect solution for mobility

The Ultra Low Maxx system is a powered positioning system designed to provide the most individualised fit possible, bringing increased function and Independence to the users' daily lives.

We called the system 'Maxx' because it is a real-world solution **providing maximum pressure management and maximum comfort.**

With up to 50° of Centre of Gravity (CoG) tilt, 170° recline, class leading Extended Shear Reduction (ESR) technology and an extensive number of seating options, this is the perfect solution to enhance mobility.



Maximum  
pressure  
management,  
maximum  
comfort





Power recline with the ultimate  
in shear reduction technology ▼

# 170° recline module

## Shear reduction

One of the core technologies in the Ultra Low Maxx is a 170° recline module, which has been designed to work with the body's natural pivot points.

**Extended Shear Reduction (ESR)** technology allows a client to sit 'in' the system rather than 'on top' of it, with the backrest travelling up to 115 mm during the full 170° recline cycle.

This function, combined with a raised pivot point and the specially integrated backrest, ensures the client does not slide down the chair, instead remaining stably positioned throughout the entire recline cycle.

Accessories such as headrests, trunk supports, user controls and head arrays have all been built to provide the same, consistent level

of support throughout the entire range of movement - essential for clients who are unable to reposition themselves and those at high risk of skin breakdown.

## Extended Shear Reduction (ESR) technology

## Maximum levels of pressure distribution and support ▼

# 50° of posterior tilt and 170° of recline

### Multiple positions to reduce pressure ulcer risk

The Ultra Low Maxx offers up to 50° of posterior tilt and 170° of recline, allowing clients a wide variety of positioning combinations. Varying the degrees of combined tilt and recline allows clients to find their own individual position for pressure redistribution, function and comfort.

By combining greater degrees of tilt and recline, clients can reduce interface pressure in areas more prone to pressure ulcers by more than double, when compared to traditional seating systems.

Even with a significant 50° of tilt, the stability of the power wheelchair and the safety of the user is assured, due to the tilt mechanism's integrated Centre of Gravity (CoG) movement and built-in electronic inhibitor. Also, for those individuals with unique weight distributions, the centre of gravity of the entire seat - relative to the base - can be easily adjusted to ensure optimal drive performance at all times.

### Manage lower extremity oedema and prevent contractures

The LNX power centre mount foot platform provides a superior level of support to a user's legs and calves throughout the entire range of movement.

For clients with lower extremity oedema, the LNX power centre mount foot platform can be used in

conjunction with the Ultra Low Maxx's greater degrees of tilt and recline to allow the positioning of legs above heart level, facilitating the reduction of swelling. In addition, the powered leg rest adjustment can be used to help stimulate the range of movement in a client's knee, helping to prevent contractures due to inactivity.

Contours within the pressure relieving cushion offer pressure management and stability.

The headrest remains in full contact with the head throughout the range of movement. Essential if the chair is operated by an input from a control mounted around the head.



The Ultra Low Maxx ESR ensures the backrest follows the exact movement of the body as it pivots at the hips. The backrest (and laterals if fitted) do not move against the skin, eliminating shear.

As the legrest articulates, the weight is transferred from the foot to the calf. Length compensation ensures the legrest follows this natural movement, both transferring the weight whilst allowing the pelvis to remain neutral.



**300** mm




# Anterior assist and seat lift

The Ultra Low Maxx has two key features that can greatly enhance a client's day-to-day functions; anterior assist and seat lift.

Available in both 5° and 10° options, the anterior assist feature helps clients to perform transfers, by lowering their knees in relation to their hips to assist in getting in and out of the chair. This can also promote trunk extension, allowing clients to reach further and more fully interact with their environment.

The seat lift feature allows the seat to be raised up to 12" (300 mm), allowing clients to more naturally participate in eye-level communication, with reduced neck and shoulder pain. In addition, these features assist with simple daily tasks like transfers, reaching objects on shelves, and even just enjoying time with friends.

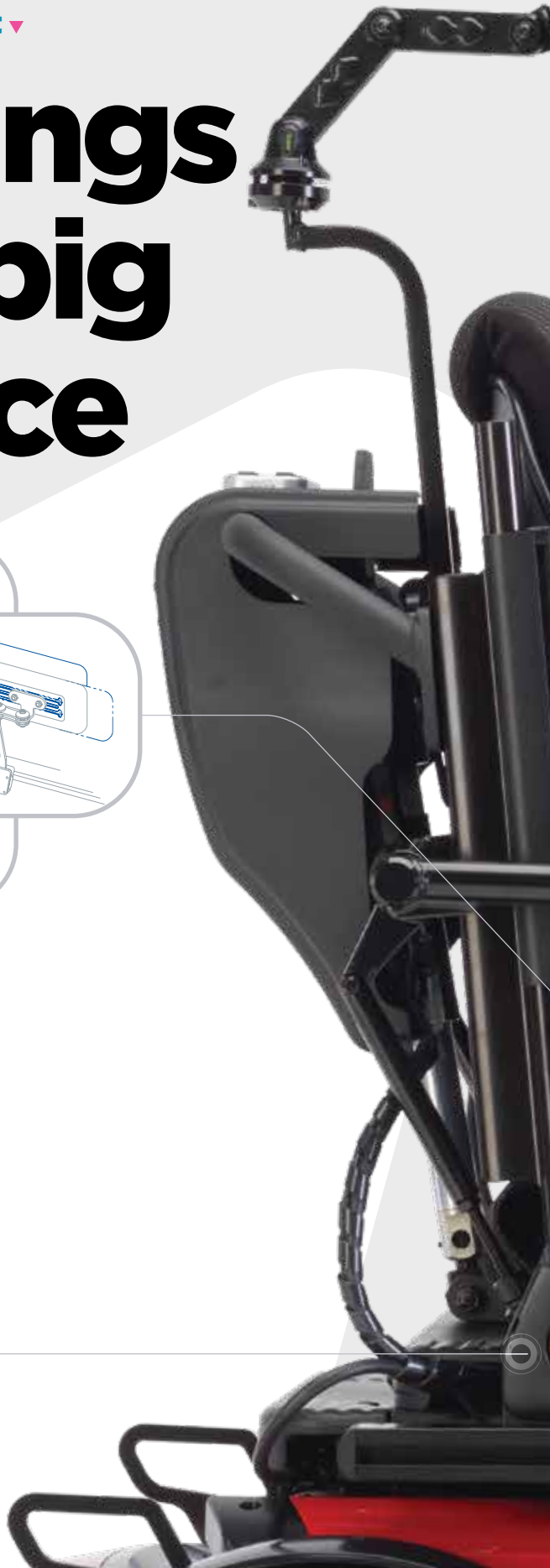
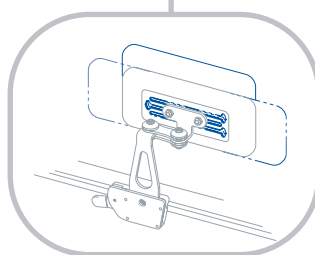


Allowing clients to reach further and interact more with their environment

A modular frame with an intimate fit ▼

# Little things make a big difference

► The Ultra Rail is a modular slotted rail, designed to allow the easy mounting of positioning accessories like pelvic belts and hip supports. The 'Maxx Style' lateral hip supports are available with three different pad sizes and are highly adjustable to allow a more intimate fit, ensuring support exactly where it is needed.



► The Ultra Low Maxx is a highly modular and adjustable system designed to adapt over time as needs change. From a younger, growing client to an adult with fluctuating weight, the seating system has a wide array of integrated adjustments.



Maximum support for legs ▼

# LNX power centre mount features

## Supporting the feet and calves throughout the movement

The Ultra Low Maxx system offers both the LNX power centre mount foot platform and swing-away Pivot Plus Dual Mount legrests, to provide maximum support for the feet and calves. The LNX centre mount legrests benefit clients with legs in adduction due to high tone, offering a more efficient midline support. In addition, a centre mount platform can greatly reduce the overall footprint of the power base, reducing the turning radius.

## Power or manual elevating Pivot Plus legrests

The Pivot Plus Dual Mount elevating legrests offer a rigid, solid structure, essential for clients with high tone who put a lot of stress on front riggings. Designed for those that require independent elevation of each leg, these legrests have rollers placed in the footplates and legrest tubes, to provide an additional level of mobility for navigating everyday obstacles.

► Articulation in elevation


► Footplates that have **individually adjustable height, angle and widths**





► Unique two bar linkage calf pad to ensure **excellent support throughout movement**

► The availability of  $\pm 7^\circ$  starting angle adjustments





Modular arm pads allow for a wide range of positioning options

Maximum positioning  
and support of the arms ▼

# Upper extremity support

Support of the upper extremities is crucial to ensure improved trunk stability, to increase comfort and to reduce strain on the shoulder girdle. Correct support can reduce pressure on the weight bearing bones of the pelvis **by up to 30%**. In light of this, the Ultra Low Maxx offers two different style armrest options:

- ▶ **'Cantilever style' armrests** which are width adjustable and easily flip back for transfers, whilst still keeping the ultra rail available for use with positioning supports
- ▶ **Traditional 'two post' recline armrests**, offer additional support to maintain a high level of durability for transfers



Both styles are designed to follow the full recline throughout the movement, ensuring continuous upper extremity support.

The ergonomic arm trough can be used on its own for support or in combination with the flat hand pad for additional support. For those unable to maintain a neutral arm position, the Multi Axis Armrest Mount (MACES) can be added to better position the pad, providing the correct level of support, accommodating limitations in shoulder range of motion and providing a stable level of access to controls being used.

# Unbeatable



Design. Technology. Performance.



FOR FURTHER INFORMATION:

**New Zealand:** Freephone 0800 468 222, email [sales@invacare.co.nz](mailto:sales@invacare.co.nz) or visit [www.invacare.co.nz](http://www.invacare.co.nz)

**Australia:** Freephone 1800 460 460, email [orders@invacare.com.au](mailto:orders@invacare.com.au) or visit [www.invacare.com.au](http://www.invacare.com.au)

**Asia:** Phone +61 2 8839 5330, email [anzexportsales@invacare.com](mailto:anzexportsales@invacare.com) or visit [www.invacare.com](http://www.invacare.com)

**Thailand:** Phone +66 0 2 821 5515 or visit [www.invacare.com.th](http://www.invacare.com.th)



**Yes, you can.®**