


Softform[®] Premier Maxiglide

DESIGNED TO REDUCE SHEAR AND FRICTION



Yes, you can.[®]

Making Life's
Experiences Possible

Effective pressure injury prevention

The Invacare Softform Premier MaxiGlide high specification foam mattress offers a new and innovative glide mechanism that significantly reduces shear and friction forces when used with an electric profiling bed.

The patented design of the mattress allows the top surface to provide excellent pressure redistributing properties along with a high level of comfort and support, whilst the base of the mattress uniquely separates to conform to the bedframe.

The Softform Premier MaxiGlide is suitable for use with those who are considered to be at very high risk of developing pressure injuries.

The Softform Premier MaxiGlide features a deep-contoured insert pad constructed from 'keyhole' cut castellated foam cells, which move independently to maximise the body contact area and optimise pressure reduction.



> **Smooth sliding** surface



> **Top surface** remains with patient



> **Bottom surface** profiles with the bedframe

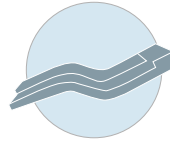
1



Reduces the need for manual handling


The **profiling mattress** maximises the benefits of an electric profiling bed, delivering improved positioning whilst reducing the requirement for repositioning of the client.

2



Multi stretch cover

The mattress cover is **multi stretch** and conforms to the deep **contoured castellations** on the upper surface of the mattress, minimising rucking and further reducing the potential for tissue damage.




> Modular Construction

Enables easy replacement of all parts, increasing product longevity.

> Patented design

The "Glide" mattress system is only available from Invacare and approved distributors.



> Pressure Injury revention

The mattress provides an excellent pressure reducing surface, designed to maximise the body contact area and prevent the build up of pressure injuries*.



> Cover is resistant to fluid ingress

Features include two-way stretch, vapour-permeable and waterproof polyurethane cover with high frequency welded seams and a full length flap concealing the zip.



> Fully detachable top cover and toughened polyurethane base

The toughened PU coated base protects the mattress against metal bed frames. The top cover is easily removed for laundering and foam inspection.



> Orientation symbol








The orientation symbol ensures that the mattress is positioned correctly in the bed.



Yes, you can.®

Technical data ▼

For more information about this product, including the user manual, please visit your local website

 Width ▼	 Height ▼	 Length ▼	 Weight ▼	 User weight ▼	 Clean temperature ▼	 Baltic Blue
Single: 880 mm King Single: 1070 mm	152 mm	Single: 1970 mm King Single: 1970 mm	13,5 kg	247,6 kg	95 °C	Colour Codes: Single SPGM197/88 King Single SPGM197/107

Manufactured to European Standards:
 Interior Foam: BS 5852 Crib 5
 Cover: BS 7175 Crib 5

1. Essential nursing care is pivotal in pressure injury prevention. This mattress will positively contribute to the outcome of a pressure injury prevention care plan. Education, clinical judgement and action based planning based on vulnerability are fundamental factors in the prevention of pressure injuries. A range of assessment scales can be used as a formal method of assessing risk from pressure injury development, and should be used in conjunction with an informal assessment (informed nursing judgement). Informal assessment is considered to be of greater importance and clinical value.

FOR FURTHER INFORMATION:

New Zealand: Freephone 0800 468 222, email sales@invacare.co.nz or visit www.invacare.co.nz

Australia: Freephone 1800 460 460, email orders@invacare.com.au or visit www.invacare.com.au

