

Matrix PB Posture Back and Matrix PB Heavy Duty Posture Back



The Invacare Matrix PB Posture Backs are contoured to provide midline support and positioning. The extensive range of sizes provides exceptional support and comfort for a variety of customers.



Yes, you can.®

Making Life's
Experiences Possible

Matrix PB Posture Back and Matrix PB Heavy Duty Posture Back



Foam:

- Molded foam wraps around shell for maximum comfort and protection
- Includes removable positioning sacral/lumbar support pad

Outer cover:

- Moisture resistant and breathable
- Optional privacy flap is available

Back shell:

- Contoured shell provides exceptional midline support and positioning
- Durable, lightweight ABS back shell includes 5" contour depth and built-in plate for headrest attachment

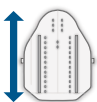






Hardware:

- "Easy Set" hardware installed and adjusted in minutes - adjustments can be made while user is seated in the wheelchair

Accessories



Tech Specs

	 Height	 Width	 Depth adjustment	 Angle adjustment	 Product weight	 Weight Capacity	 Limited Warranty
MATRIX PB POSTURE BACK	12", 16", 20"	14", 16", 17", 18", 20"	2" forwards, 2" backwards	40° range**	From 1.2kg (2.8lb)	136kg (300lb)	2 years
MATRIX PB HEAVY DUTY POSTURE BACK	16", 20"	21", 23", 25"-30"	4"*** 2" forwards, 2" backwards	40° range**	from 2.7kg (6lb)	227kg (500lb)	2 years

** Limitation of depth/angle adjustment if used on chairs narrower than model width

FOR FURTHER INFORMATION:

New Zealand: Freephone 0800 468 222, email sales@invacare.co.nz or visit www.invacare.co.nz

Australia: Freephone 1800 460 460, email orders@invacare.com.au or visit www.invacare.com.au

All rights reserved. All information quoted is believed to be correct at time of publication. Invacare reserves the right to alter product specifications without prior consent. 05/2024



Yes, you can.®