

# 9000 Topaz

EXACTLY THE WAY YOU WANT IT



The Invacare® 9000 Topaz™ Wheelchair is designed specifically to suit the unique needs of bariatric patients. The Topaz wheelchair combines the strength and durability of a carbon steel frame with the comfort of heavy-duty front riggings and arms for proper positioning.



Yes, you can.®

**Making Life's  
Experiences Possible**













# 9000 Topaz

With a variety of seat widths and depths, frame reinforcements that include gusseted sides, caster journals and dual heavy-duty crossbraces, this chair provides not only ease in maneuverability but proven stability.

## Features

- Available in vinyl or nylon upholstery
- Durable low-maintenance, carbon steel frame is long-lasting
- Reinforced frame includes gusseted sides, caster journals and dual heavy-duty crossbraces
- Heavy-duty front riggings provide proper positioning for feet
- Heavy-duty arms designed to accommodate weight capacity and provide proper positioning
- Dual axle positions allow for quick and simple seat-to-floor height variations, 17.5" and 19.5"
- Heavy-duty package option for 1,000 lb. weight capacity

## Tech Specs

 <p><b>Seat width</b> 20", 22", 24", 26", 28", 30"</p>	 <p><b>Seat depth</b> 18", 20"</p>	 <p><b>Seat height</b> 15.5", 17.5", 19.5"</p>	 <p><b>Backrest height</b> 16", 17", 18"</p>	 <p><b>Total width</b> seat width + 9"</p>
 <p><b>Max. user weight</b> 318kg 454kg (HD)</p>	 <p><b>Transport weight</b> 40kg</p>	 <p><b>Total weight unloaded</b> 44kg</p>	 <p><b>Turning Radius</b> 35"</p>	 <p><b>Max. safe slope</b> 4°</p>



FOR FURTHER INFORMATION:

**New Zealand:** Freephone 0800 468 222, email [sales@invacare.co.nz](mailto:sales@invacare.co.nz) or visit [www.invacare.co.nz](http://www.invacare.co.nz)

**Australia:** Freephone 1800 460 460, email [sales@invacare.com.au](mailto:sales@invacare.com.au) or visit [www.invacare.com.au](http://www.invacare.com.au)

**Asia:** Phone +61 2 8839 5330, email [exportsales@invacare.com.au](mailto:exportsales@invacare.com.au) or visit [www.invacare.com](http://www.invacare.com)

**Thailand:** Phone +66 0 2108 8555 or visit [www.invacare.com](http://www.invacare.com)



**Yes, you can.®**