



ROVI X3 Power Base with Ultra-Low ^{maxX} Power Positioning System

FOR SYSTEMS UP TO 300lb (136kg) WEIGHT LIMIT

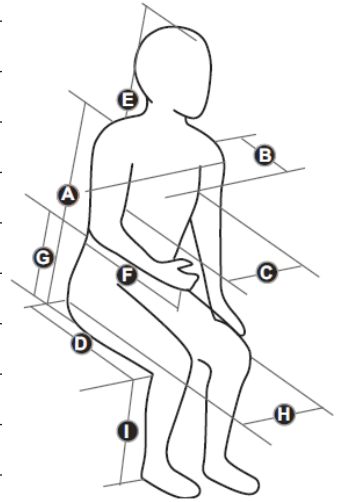
Prices in AUD

Effective January 2016



REQUIRED INFORMATION	
Date of order:	_____
Dealer Name:	_____
Dealer Account #:	_____
PO #:	_____
Base MFR. PO #:	_____
Tag:	_____
Purchasing Contact:	_____
Phone: Fax:	_____
RTS/Therapist:	_____
Ship to Address:	_____
City:	Zip: _____
Client Gender:	_____
Client Conditions:	_____

REQUIRED MEASUREMENTS	
<i>To ensure system is accurately configured please fill in all required measurements</i>	
Client Height:	_____
Client Weight:	_____
A. Seat to Shoulder:	_____
B. Trunk Depth:	_____
C. Chest Width:	_____
D. Knee to Back:	_____
E. Seat to Top of Head:	_____
F. Elbow to Hand:	_____
G. Seat to Elbow:	_____
H. Hip Width:	_____
I. Knee to Heel:	_____
Cushion Thickness:	_____



NOTE: Shaded options form part of builder programme for shorter delivery times. Non-shaded options are custom ordered and standard delivery times apply.

ROVI X3 Power Base⁽¹⁾ STD

Select STF⁽²⁾: 17" 18" 19" 20"

Wheelchair Transport Brackets STD

Pre-Tilt Select: 0° 5°

NOTES:
 1. Comes standard with 4-pole EAD motors, Active Ride Control (ARC) suspension, flat-free inserts and tie-down hardware for 4-point strap system. Top speed of 5mp/h (8km/h).
 2. Seat to floor height is measured at the front of the seat pan based on a standard seat size at 0° pre-tilt. Seat to floor heights may vary +/- .25" dependent on conditions of the power base and on seat depths greater than 18"



WHEELS & CASTERS

6" Casters front/rear STD

14" Drive Wheels w/Solid Inserts STD

BATTERIES

M34 60Ah Batteries (On Chair) STD

BATTERY CHARGER

8A Off Board Battery Charger STD

FENDER COLOUR & OPTIONS*

* Wheel rims are always black.

Blizzard White

Matte Black

Solar Yellow

Motion Green

Original Orange

Bright Blue

Red Delicious

Party Pink

Integrated Fender Light Package⁽¹⁾ STD

Fully integrated LED lighting kit: headlights, taillights and turn signals.
 Must select Joystick for Lights feature or Omni for operation.

Ultra Low *maxx* Power Positioning System on ROVI X3 Base

RFQ = Request for Quotation Please call customer service.
Australia: 1800 460 460 and/or fax 02 8839 5343
New Zealand: 0800 468 222 and/or fax 0800 807 788

Dealer Name: _____
 Dealer Account #: _____
 PO #: _____
 Tag: _____

CONTROLLER OPTIONS

- R-Net LED Joystick STD
- R-Net LED Joystick for Lights
- R-Net Colour Joystick w/Monojacks
- R-Net Colour Joystick w/Monojacks for Lights
- R-Net Omni Display for Specialty Drive Input

- R-Net Attendant Control

JOYSTICK MOUNT

- Select Mounting Position: Left Right
- Fixed STD
 - Swing-Away Mount

ELECTRONIC OPTIONS

- R-Net Output Module (ECM)
 - R-Net Bluetooth Module⁽¹⁾
- Select OS: iOS Apple Android/PC

ELECTRONIC PROGRAMMERS

- R-Net PC Programmer w/Dongle
- Diagnostic Test Tool (DTT) w/R-Net and VR2 Cables

SYSTEMS (MUST SELECT ONE)

*Systems include seat pan, back pan, standard armrests and front rigging.
 Designed for use with a 2"-3" cushion.*

- TRx Rehab Seat N/C
- TRx Ultra Low MAXX Tilt (50°) Only System
- TRx Adult Ultra Low MAXX Tilt (50°) and Power Recline (170°) System with Extended Shear Reduction (ESR)
- TRx Paediatric Ultra Low MAXX Tilt (50°) and Recline (163°) System with Extended Shear Reduction (ESR)
Seat-to-floor height is increased by 1"
- TRx Recline (170°) System with Ext Shear Reduction

ADD ON MODULES

- 12" Elevating Lift Seat Module⁽¹⁾⁽²⁾⁽³⁾ (Scissor Mechanism)
 - Recline Body Fit System⁽⁴⁾⁽⁵⁾ (Minimum back width 16")
- Seat Back Narrower by: 2" 4"

NOTES:

1. **Only in combination with Tilt** - uses an integrated Tilt/Lift mechanism. Tilt is 45° and the seat to floor height is not affected.
2. Weight capacity 250lb, **Maximum seat size 20"W x 20"D**.
3. For weights greater than 175lb tilt while elevated is not available.
4. This option allows the seat back to be narrower than the seat pan. For example, an 18" back width with a 20" seat width is accomplished by selected '2" Narrower' option.
5. Standard option not WC19 compliant. For WC19 option please contact Customer Services for information and pricing.

SEAT SPECIFICATIONS

Adult Seat Width

- 16" 17" 18" 19" 20" Adjustable from 16" to 20"
- 19" 20" 21" 22" Adjustable from 19" to 22"

Adult Seat Depth

- 15" 16" 17" 18" 19" Adjustable from 15" to 19", or 16" to 19" with LNX Power Centre Mount Foot Platform
- 17" 18" 19" 20" 21" Adjustable from 17" to 21"
- 19" 20" 21" 22" 23" Adjustable from 19" to 23"

Paediatric Seat Width* (Standard with Paediatric Seat Depth)

- 11" 12" 13" 14" 15" 16" Adjustable from 11" to 16"

Paediatric Seat Depth* (Standard with Paediatric Seat Width)

- 10" 11" 12" 13" 14" 15" 16" Adjustable from 10" to 16"

NOTE:

* Paediatric Seat Width or Seat Depth increases Seat-to-Floor height by 1"

SEAT CUSHION OPTIONS Quick Ship available for standard sizes Clear

- Matrx Libra Seat Cushion 14"W-20"W* select fabric below
- Matrx Libra Seat Cushion 21"W-22"W* select fabric below
- Matrx PS Paediatric Seat Cushion 10"W-14"W
- Matrx PS Seat Cushion 11"W-20"W
- Matrx PS Seat Cushion 21"W-22"W
- Matrx Kid-ab-ra Seat Cushion 11"W-14"W
- Matrx VI Seat Cushion 14"W-20"W
- Matrx VI Seat Cushion 21"W-22"W
- Matrx Flo-tech Seat Cushion 15"W-22"W

FABRIC OPTIONS FOR CUSHIONS Clear

- Fabric for Libra Cushion: Startex Spacetex N/C
- Onyx Fabric Upgrade for Matrx VI or PS Cushion
 - Fusion Fabric Upgrade for Matrx VI Cushion
 - Startex Fabric Upgrade for Matrx VI Cushion
 - DAR-S Smooth side up DAR-F Fabric side up

Ultra Low *maxx* Power Positioning System on ROVI X3 Base

RFQ = Request for Quotation Please call customer service.
Australia: 1800 460 460 and/or fax 02 8839 5343
New Zealand: 0800 468 222 and/or fax 0800 807 788

Dealer Name: _____
 Dealer Account #: _____
 PO #: _____
 Tag: _____

BACK CANE SPECIFICATIONS NOT AVAILABLE ON POWER RECLINE

- Select Back Cane Height** (Measured from seat pan to top of back canes)
- 18" 22" 24" N/C
- Custom Cane Height Specify _____ N/C
- Endomorph Back Canes 1" 2" 4" Narrower.... N/C
- Mesomorph Back Canes⁽¹⁾ 1" 2" 4" Wider.....

NOTES:
 1. TRx Height & Angle Adjustable Cantilever Flip Back Armrests are required and included

- Select Back Cane Angle**
- 75° 79° 85° 90° 95° 101° 106° 112° 116°

- Single Post Backrest Option**
- Single Post Angle Adjustable Fold Down Back⁽²⁾⁽³⁾
- NOTES:
 2. Single Post Back is angle adjustable in 6° increments from 24° forward to 18° back. The back folds down and is only available for 16-20" seat widths, and 21-24" back height. A minimum 4" gap from bottom of back to seat pan is required.
 3. Cane mounted armrests are not available with this option.

BACK OPTIONS Clear

- TRx Rehab Back and Back cushion Clear
- Finished height from 18" to 25" N/C
- Finished height from 26" to 29"
- Matrx Fabric Upcharge (for TRx Rehab)
- I-Back interface plate⁽²⁾
- OMIT: Rigid Back Pan and Cushion⁽³⁾
- OMIT: Back Cushion Only

NOTES:
 1. Included with all Recline Systems when no back is selected. May also be used as an interface for after market backs
 2. Not available on Tilt only or Tilt/12" Elevating Lift Seat, for use with Recline module
 3. This option is not available with Recline/ESR

UPGRADEABLE BACK OPTIONS Clear

- Contour Back (15" to 21" W)
- Back shell height: 12" 15" 17" 21"
- Contour Back (22" W)
- Back shell height: 15" 17" 21"
- High Back (16" to 21" W)
- Back shell height: 17" 20" 22" 25"
- Onyx Fabric Upgrade Contour Back High Back
- Fusion Fabric Upgrade Contour Back High Back
-
- Matrx Elite Back (3" contour, 12" to 20" W)
- Back shell height: 10" 12" 14"* 16" 18" 20"
- Matrx Elite TR Back (3" contour, 16" to 20" W)
- Back shell height: 16" 18" 20"
- Matrx Elite Deep Back (6" contour, 14" to 20" W)
- Back shell height: 12" 16" 18" 20"
- Matrx Elite Headrest Adapter (Elite backs only)
- * Required for mounting any headrest style
-
- Matrx PB Back (5" contour, 14" to 20" W)
- Back shell height: 12" 16" 20"
- Matrx PB Deep Back (7" contour, 14" to 20" W)
- Back shell height: 12" 16" 20"

FINISHED BACK HEIGHT

- Measured from seat pan to top of back shell
- Adult**
- 18"⁽¹⁾ 19"⁽¹⁾ 20" 21" 22" 23" 24"
- 25" 26" 27" 28" 29"
- Paediatric**
- 14" 15" 16" 17" 18" 19" 20"
- NOTES:
 1. 18" and 19" back heights are not recommended with Recline Systems

HEADRESTS & MOUNTING HARDWARE Clear

- Headrests with Fixed Mounting Hardware**
- Stealth All Positioning Headrest Large (AP485)
- Stealth All Positioning Headrest X-Large (AP585)
- Nino Comfort Plus 6" (CPN350)
- Stealth Comfort Plus 8" (CP450)
- Motion 10" Headrest
- Motion 14" Headrest
- Onyx Auto Style Headrest (Straight Mounting only)
- Headrest Mounts - Pad not included** Clear
- Concepts Detachable Mounting Hardware
- Stealth's World's Best Headrest Hardware (TWB485)

ARMRESTS - PADS SELECTED DETERMINE LENGTH

- Adult Dual Post Adjustable Height* (single button release) STD
- Select Range:** 9.75"-12.75" 12.75"-15.75" 15.75"-18.75"
- Quick Height Adjustment Lever (pair)
- Outback Arm Option (each) Right
- Left
- Flat pouch Glove Box (Specify) R L

NOTES: * Not available with Mesomorph Back Canes
 ** Height measured to top of standard arm pad

Seat Mounted Adjustable Cantilever Flip Back Tilt Arm..

Height & Angle Adjustable. Mounts to Seat Rail. Simple height adjustment 9"-12.75" from seat pan. Slotted upper tube for infinite fore/aft adjustment of arm pad

- Dual Post Module (pair)
- Cane Mounted Adjustable Cantilever Flip Back Armrest*
- Mounts to back canes. Minimum armrest height 9.5". Height and angle adjustable
- Select: Tilt**..... Recline
- Select Range: 9.5"-10" 10"-13" 12"-16"
- Quick Lock Mechanism

NOTES: * No charge option with Mesomorph Back Canes
 ** Tilt option for Mesomorph Back Canes only

- Reclining Adjustable Height
- Select: Tilt
- Select Range: 9.5"-13" 13"-16"
- Outback Arm Option (each) Right
- Left

- Paediatric Armrests
- Select: Tilt (6.5"-9.5") N/C
- Recline (6.75"-8.25") N/C

Ultra Low *maxX* Power Positioning System on ROVI X3 Base

RFQ = Request for Quotation Please call customer service.
Australia: 1800 460 460 and/or fax 02 8839 5343
New Zealand: 0800 468 222 and/or fax 0800 807 788

Dealer Name: _____
 Dealer Account #: _____
 PO #: _____
 Tag: _____

ARMPADS

Standard Pads (pair) **STD**

Select Size: Full (2.25" x 14") Right Left
 Desk (2.25" x 10") Right Left

Waterfall Armpads (pair) **N/C**

Select Size: Full (2.25" x 14") Right Left
 Desk (2.25" x 10") Right Left

Modular Arm Pad Tray only* (pair)

* Requires interchangeable Pad Insert below
 Select Size: Full (2.75" - 4" x 14") Right Left
 Desk (3" - 4" x 10") Right Left

Iskin Pad - Integrated soft skin foam (pair)

Startex Pad - Startex Covered Visco foam (pair)

Gel Pads (pair)

Select Size: Narrow (2" x 12") Right Left
 Wide (3.5" x 12") Right Left
 Long (3.5" x 14") Right Left

Ergonomic Arm Pads

Ergonomic Arm Trough - LEFT (4.5"x13")

Ergonomic Arm Trough - RIGHT (4.5"x13")

Flat Hand Pad - LEFT (4.5"x5")

Flat Hand Pad - RIGHT (4.5"x5")

OMIT Armpads (7/8" diameter tube) **N/C**

Select Size: Full (14") Right Left
 Desk (10") Right Left

Horizontal Armpad Extension 3" (ea) Qty: _____

ARMPAD ACCESSORIES

TRx Armpad Storage/Cup Holder*

* Not available on the same side as the joystick is mounted
 Right Left

TRx Elbow Block -RIGHT

Pad Size: XS (3.25"x4.25") S (3.5"x5.25") M (3.75"x5.75") L (4.25"x6.5")
 Extension Vertical: S (3") L (5")
 Extension Horizontal: S (5") L (7")

TRx Elbow Block - LEFT

Pad Size: XS (3.25"x4.25") S (3.5"x5.25") M (3.75"x5.75") L (4.25"x6.5")
 Extension Vertical: S (3") L (5")
 Extension Horizontal: S (5") L (7")

Stealth Swing-Away Elbow Support - RIGHT

Pad Size: S (3"x3") M (4"x4") L (3"x10")

Stealth Swing-Away Elbow Support - LEFT

Pad Size: S (3"x3") M (4"x4") L (3"x10")

Multi Axis Upper Extremity Support (MACES)

Allows rotation of the armpad. Not available with standard or waterfall pads.
 Left Side

Right Side

Mechanical locking bolt **STD**

Quick Adjustment Lever **N/C**

ADDITIONAL OPTIONS AND ACCESSORIES

Flip & Fold Away 1/2 Lap Tray (14"W x 10"D)

* Only available with a Modular Armpad
 * Not available on the same side as the joystick is mounted

Mounting: LEFT RIGHT

FIXED LATERALS - FOR MATRX ELITE BACKS

Standard Fixed LEFT (PBLs-L)

Pad Size: Standard (7.5" x 5") Small (5.5" x 3")

Standard Fixed RIGHT (PBLs-R)

Pad Size: Standard (7.5" x 5") Small (5.5" x 3")

Offset Fixed LEFT (PBOL-L) (7.5" x 5")

Offset Fixed RIGHT (PBOL-R) (7.5" x 5")

SWING AWAY LATERALS - FOR MATRX ELITE BACKS

Lateral Trunk Support Pad LEFT (Must select hardware below)

Pad Size: XS (3.25"x4.25") S (3.5"x5.25") M (3.75"x5.75") L (4.25"x6.5")

Lateral Trunk Support Pad RIGHT (Must select hardware below)

Pad Size: XS (3.25"x4.25") S (3.5"x5.25") M (3.75"x5.75") L (4.25"x6.5")

Elite Back Swing Away Hardware

LEFT

RIGHT

Offset Elite Back Swing Away Hardware

LEFT

RIGHT

CANE MOUNTED LATERALS - NOT FOR MATRX ELITE AND MATRX PB BACKS

Lateral Trunk Support with Fixed Mounting LEFT

Pad Size: XS (3.25"x4.25") S (3.5"x5.25") M (3.75"x5.75") L (4.25"x6.5")

Offset: 0" - 3" 3" - 6"

Lateral Trunk Support with Fixed Mounting RIGHT

Pad Size: XS (3.25"x4.25") S (3.5"x5.25") M (3.75"x5.75") L (4.25"x6.5")

Offset: 0" - 3" 3" - 6"

Maxx Swing Away Multi-Adjustable Mounting Hardware

Standard with 1" telescoping link gives 0-2.75" medial offset

LEFT

RIGHT

Rocking Lateral Pad Mechanism

Additional Telescoping Link Select Quantity:

Adding an additional link gives up to 5.5" of medial offset

1

2

STEALTH LATERALS - NOT FOR MATRX ELITE AND MATRX PB BACKS

FMTWB-L Stealth Laterals Fixed (pair)

Pad Size: S (3" x 5") L (4" x 6")

TWB-L Stealth Adjustable Swing Away Hardware (pair)..

To Convert Fixed Hardware

Ultra Low *maxx* Power Positioning System on ROVI X3 Base

RFQ = Request for Quotation Please call customer service.
Australia: 1800 460 460 and/or fax 02 8839 5343
New Zealand: 0800 468 222 and/or fax 0800 807 788

Dealer Name: _____
 Dealer Account #: _____
 PO #: _____
 Tag: _____

HIP SUPPORTS

- Lateral Hip Support with Fixed Mounting LEFT
 Select Size: 5.5"W x 4"H 7"W x 6"H 9"W x 4"H 13"W x 4"H
- Lateral Hip Support with Fixed Mounting RIGHT
 Select Size: 5.5"W x 4"H 7"W x 6"H 9"W x 4"H 13"W x 4"H
- Lift Off Removable Hardware (can only be used in hip position)
 - LEFT
 - RIGHT
- Maxx Quick Release, Removable, Multi-Axis Hardware
 - LEFT
 - RIGHT
- Swing Away Removable Hardware
 - LEFT
 - RIGHT

LAP BELTS AND CHEST STRAP

- Standard Seat Belt N/C
- WC19 Compatible Seat Belt
- Padded Lap Belt 2 Point (BP-PLB2) (67" Long) N/C
- Padded Lap Belt 4 Point (BP-PLB4) (67" Long)
- Chest Strap 5"W x 24"L (PNG 50193)

STANDARD FRONT RIGGING (Call to confirm on sizes < 16"Wx16"D) Clear

- Fixed Centre Mount Foot Platform 70° 90° N/C
 Comes with 1/8" thick steel tapered footplate with built-in heel wells (12" x 10.75")
 Seat pan to footplate: S (9"-15") L (16"-21") Set at: _____
- Action 70° Swing Away Footrests (pair) N/C
 Includes Composite footplates. Not covered by Motion Concepts Lifetime Warranty.
 Seat pan to footplate: S (12"-16") M (15-19") L (18"-22")

POWER CENTRE MOUNT FOOT PLATFORM OPTIONS

Centre Mounts are restricted to seat depths 16" and greater
 LNX Centre Mount Foot Platform*

NOTES:
 * Will collide with front casters on STORM 3G SERIES Bases
 * 10.5"-19" unlimited adjustability

MUST BE COMPLETED	Measurements in inches
Knee to Heel:	
Cushion Thickness: (subtract)	
Cushion Compression: (add)	
Seat Pan to Footplate: (total)	

* Standard with one piece malleable calf panel
 * Comes with a 12" x 9" aluminum footplate with rubber pad
 * 8" of anti-shear extension

- Individual Calf Pads for LNX Foot Platform

POWER FRONT RIGGING OPTIONS

- TRx Swing Away Power Elevating Pivot Plus Legrests..
 Includes swing away receivers, Pivot Plus legrest and actuators
 Legs swing away manually
 Receivers: Straight Flared outward 1"
 Function: Individual* Combined Synchronised w/Recline
 Seat pan to footplate: S (12"-16") M (15-19") L (18"-21")

NOTES
 * Individual legrests count as two functions when selecting electronics

MANUAL ELEVATING LEGRESTS

- TRx Swing Away Pivot Plus Elevating Legrests (pair)
 Receivers: Straight Flared outward 1"
 Seat pan to footplate: S (12"-16") M (15-19") L (18"-21")
 Footplate Size: S (7.25"Wx9"D) M (7.5"Wx11"D) L (10"Wx14"D)

SWING AWAY FRONT RIGGING OPTIONS

- TRx Heavy Duty 70° Swing Away Footrests (pair)
 Heavy Duty, durable construction (4.5lbs each)
 Receivers: Straight Flared outward 1"
 Seat pan to footplate: S (12"-16") M (15-19") L (18"-22")
 Footplate Size: S (4.25"Wx8"D) M (5.25"Wx8"D)
 L (6.25"Wx8"D) XL (9"Wx11"D)
 Dynamic Coil Springs

MANUAL CENTRE MOUNT FRONT RIGGING Clear

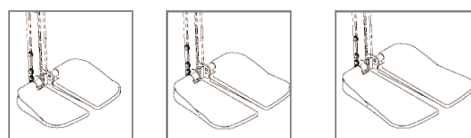
- Fixed Centre Mount Foot Platform 70° 90°
 Comes with 1/4" thick durable aluminium footplate (12" x 10.75")
 Individual flat calf pads are included
 Seat pan to footplate: S (9"-15") L (16"-21") Set at: _____
- Invacare Manual Centre Mount Front Rigging
 Comes standard with individual footplates
 Seat pan to footplate: S (10.5"-13") M (12"-15")
 Footplate Size: S (5.25"Wx7.5"D) M (5.5"Wx9.5"D)
 L (6"Wx11.5"D) Platform (11"Wx10"D)
 Calf Pads for Centre Mount

FOOT PLATFORM OPTIONS FOR CENTRE MOUNTS Clear

- Small Flip Up Foot Platform*
 (12"W x 8.5"D)
 - Medium Flip Up Foot Platform* STD
 (12"W x 10.75"D)
 - Large Flip Up Foot Platform*
 (17"W x 13.75"D)
 - Extra Large Flip Up Foot Platform*
 (21"W x 13.75"D)
- NOTES:**
 * May cause interference with certain bases and seat widths
 Call to confirm configuration

FOOTPLATE OPTIONS FOR CENTRE MOUNTS

- Individual Footplates for LNX, Fixed & Adjustable 70°-90°
 Centre Mount Foot Platform
 In cast aluminium with built in heel cups and rubber mat
 Left: S (5"W x 7.5"D) M (5.5"Wx9.5"D) L (6"Wx11.5"D)
 Right: S (5"W x 7.5"D) M (5.5"Wx9.5"D) L (6"Wx11.5"D)



Ultra Low *maxX* Power Positioning System on ROVI X3 Base

RFQ = Request for Quotation Please call customer service.
Australia: 1800 460 460 and/or fax 02 8839 5343
New Zealand: 0800 468 222 and/or fax 0800 807 788

Dealer Name: _____
 Dealer Account #: _____
 PO #: _____
 Tag: _____

ANGLE-ADJUSTABLE FOOTPLATE OPTIONS FOR ELEVATING AND SWING AWAY FRONT RIGGING

Adjustable Angle Footplates (each) LH
 RH
 Heel Loops (each) LH
 RH

Left Footplate Size: S (4.25"Wx8"D) M (5.25"Wx8"D)
 L (6.25"Wx8"D) XL (9"Wx11"D)
 Right Footplate Size: S (4.25"Wx8"D) M (5.25"Wx8"D)
 L (6.25"Wx8"D) XL (9"Wx11"D)

Left Footplate Size: S (7.25"Wx9"D) M (7.5"Wx11"D) L (10"Wx14"D)
 Right Footplate Size: S (7.25"Wx9"D) M (7.5"Wx11"D) L (10"Wx14"D)

CALF PAD AND STRAP OPTIONS

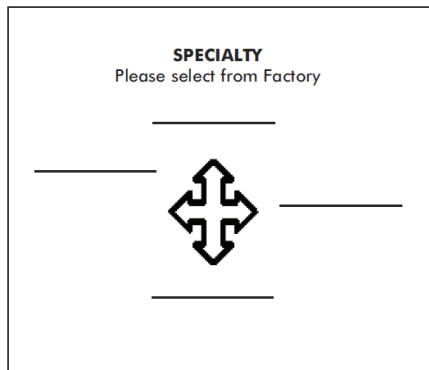
Flat Calf Pads (pair)
 Select: TRx HD Swing Away Footrests
 Fixed Centre Mount Foot Platform
 Curved Calf Pads (pair)
** Inside width is 6"*
 Select: TRx HD Swing Away Footrests
 TRx Pivot Plus Legrests
 Fixed Centre Mount Foot Platform
 One Piece Calf Pad for Fixed Centre Mount
 Airmesh Calf Strap for chairs 15"-18"W (BP-CS-M)
** 3.5" pad height*
 Airmesh Calf Strap for chairs 18"-22"W (BP-CS-L)
** 3.5" pad height*

ELECTRONICS SWITCH MOUNTING

Select: Left Right Do Not Mount
 Specialty Controls (fill out Specialty Control configuration)

SPECIALTY CONTROL CONFIGURATION

NOTES: Enhanced Electronics Only



MOTOR CONTROLLERS (Through Joystick) Clear

Single Actuator Operation N/C
Includes reduced drive or drive lock-out.
 Reduce Drive Drive Lock-out
 Dual Actuator Operation M230
Includes reduced drive, drive lock-out, tilt/recline limit and actuator speed control.
 Reduced Drive for Elevating Seat: Yes No
 Through Specialty Control (fill out Specialty Control configuration)
 Additional Switch
 Single Push Button Dual Push Button
 Single Toggle Dual Toggle
 Enhanced Six Function Operation M610
Includes attendant control, reduced drive, drive lock-out, tilt/recline limit and actuator speed control.
 Reduced Drive for Elevating Seat: Yes No
 Through Specialty Control (fill out Specialty Control configuration)
 Additional Switch
 Single Push Button Dual Push Button Quad Push Button
 Single Toggle Dual Toggle Four Way Toggle

ELECTRONICS OPTIONS

TRx M16 Splitter
Allows for multiple switch options with phono plug connection
 TRx Feather Touch Switch - Single Function
For use with Enhanced Electronics only Not for controlling elevating seat modules.
 Dime Size Quarter Size
 TRx Feather Touch Switch - Multi Function
For use with Enhanced Electronics only
 Dual Dime Size Quad Dime Size
 Stealth Egg Switch
For use with Single function or Enhanced Single Function electronics only
 Green Black
 TRx Lazarus Jump Starter
 Accessory Port Power Supply
3A capacity
 Step Down Converter
Converts 24V to 12V
 TRx Front Safety Lights (pair)
 Operated through switches
 Operated through joystick
 TRx Rear Safety Lights (pair)
 Operated through switches
 Operated through joystick
 TRx Front & Rear Light Combo Package Credit
 12 Piece Switch Mounting Hardware Kit (additional kit)

MEMORY SEATING OPTIONS Clear

Single Function Memory Seating
For use with Enhanced Electronics only
 Multiple Function Memory Seating
For use with Enhanced Electronics only - not available to control elevating seat modules

Ultra Low *maxX* Power Positioning System on ROVI X3 Base

RFQ = Request for Quotation Please call customer service.
Australia: 1800 460 460 and/or fax 02 8839 5343
New Zealand: 0800 468 222 and/or fax 0800 807 788

Dealer Name:	_____
Dealer Account #:	_____
PO #:	_____
Tag:	_____

VENTS⁽¹⁾⁽²⁾ (ADULT SEAT SIZES ONLY) Clear

Weight capacity reduced to 225lbs.

- Vent Tray - Articulating (without battery tray)
 - Horizontal (14"W x 15"D x 10"H)
 - Vertical (14.625" W x 10.125"D x 13"H)
- Vent Tray - Trilogy 100/200 (14Wx6D)
14"W x 15"D x 10"H (without battery tray)

NOTES:
1. Vents are not standard configuration on Elevating Systems or Single Post Backs. Please request a quotation.
2. One M40 battery and two M34 batteries can be used for the vent.

COMPACT LAPTOP VENTS⁽¹⁾⁽²⁾⁽³⁾ (ADULT SEAT SIZES ONLY) Clear

- Vent Tray (without battery tray)
- Vent Bag Holder - Articulating (w/o battery tray)
- Vent Bag Holder - Non Articulating (w/o battery tray)

NOTES:
1. Vents are not standard on Elevating Systems or with Single Post Backs. Please request a quotation.
2. 50° of tilt, elevate and 300lb weight capacity are available when using a Compact Laptop Vent.
3. One M40 battery and two M34 batteries can be used for the vent.

O² HOLDERS (ADULT SEAT SIZES ONLY) Clear

- Non Articulating O² Gas Holder (cylinder style)
 - Articulating O² Gas Holder
- Select: O² Gas (cylinder) Liquid O² (6.5" x 4.5")

Clear

- Non Articulating IV Pole User's Left User's Right
- Articulating IV Pole

Total Value \$ _____

OTHER